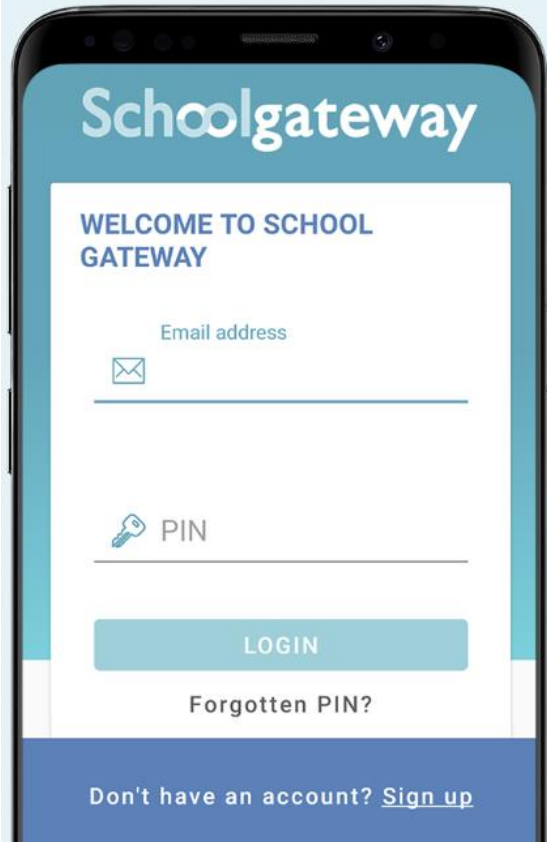



Schoolcomms Registration Instructions


As long as we have the correct email address and mobile number for contact priority 1, you can download the app and sign up straightaway. You will then be able to activate your Schoolcomms Gateway account and start paying online. (If you have a different email or mobile number, you will need to update the school office before you can register on the app).



How to activate your account

1. Download the Android or iPhone app.





2. Press **'Sign Up'** then enter the email and mobile number your school has on record. If you're not sure if they have the right details, it's best to check and update first.
3. Press **'Send PIN'**. You will receive a text message with your unique PIN.
4. You're now ready to log in and start using School Gateway.

If you have any questions at all, the school office will be happy to help you.