

As previously advised, Pay360 will soon be unavailable. We will be using an alternative online payments platform, Schoolcomms Gateway. We have made the decision to disable Pay360 from 30th June 2023 and start using the Schoolcomms Gateway from 1st July 2023.

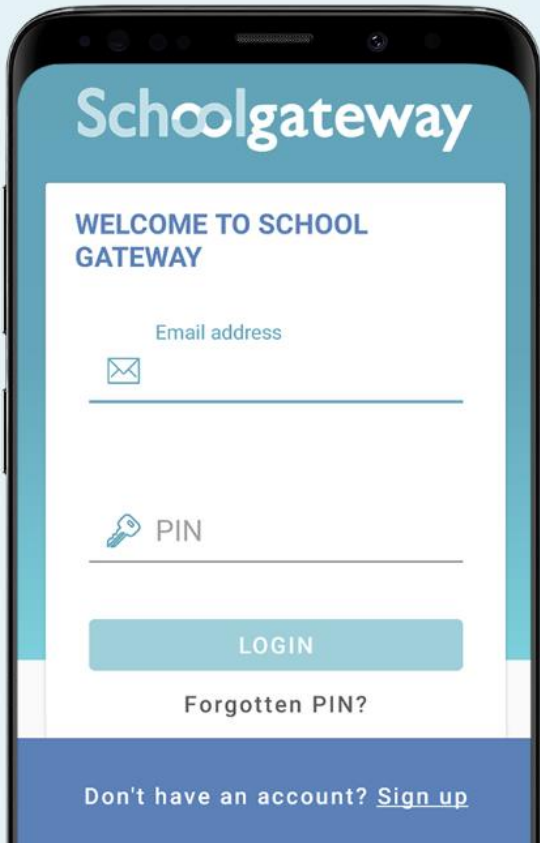
The Schoolcomms Gateway will enable us to collect payment for items such as school meals, trips, events, breakfast club and other school activities, in a safe and secure way.

The benefits of using the Schoolcomms Gateway include:

- The ability to make safe and secure online payments at any time of the day.
- The ability to make payments via debit or credit card.
- The ability to pre-pay for school meals and breakfast club.
- The ability to identify when payments are due.
- The ability to pay for expensive items (e.g. school trips) in instalments, at the discretion of the school.
- The ability for parent/guardians with more than one child to maintain a single Schoolcomms Gateway account that serves all of their children.
- The ability to view your payment history.



Getting started

As long as we have the correct email address and mobile number for contact priority 1, you can download the app and sign up straightaway. You will then be able to activate your Schoolcomms Gateway account in readiness for 1st July. (If you have a different email or mobile number, you will need to update the school office before you can register on the app).



The image shows a smartphone screen with the 'Schoolgateway' app interface. The screen displays 'WELCOME TO SCHOOL GATEWAY' and a login form with fields for 'Email address' and 'PIN'. There is a 'LOGIN' button and a link for 'Forgotten PIN?'. At the bottom, it says 'Don't have an account? [Sign up](#)'.

How to activate your account

1. Download the Android or iPhone app.
 
2. Press '**Sign Up**' then enter the email and mobile number your school has on record. If you're not sure if they have the right details, it's best to check and update first.
3. Press '**Send PIN**'. You will receive a text message with your unique PIN.
4. You're now ready to log in and start using School Gateway.

If you have any questions at all, the school office will be happy to help you.